



## *The Structure of Design for e-Learning*

**Step 1** Decide your Course Objective  
- what you want your students to achieve

**Step 2** Find out who your students are  
- ask them what they want and  
also measure somehow their needs

**Step 3** Divide your Objective into Sub-goals



Decide Course Objective

This is top and central

Then add sub-goals ...

sub-goal A

sub-goal B

next

draw a base line

-----  
and find out about your students

Needs  
Analysis

- this is called 'Needs Analysis'

Remember the purpose of education is to cause changes in your students,  
so Needs Analysis must be done continuously throughout the course  
for you to respond and adapt to their changing minds



# Open Education Network

<http://www.open-ed.net>

---

Competence to Design e-Learning

sub-goal A

sub-goal B

Needs  
Analysis

mapping

resources



# Open Education Network

<http://www.open-ed.net>

---

Competence to Design e-Learning

understand  
e-learning

choose  
media

design  
lessons

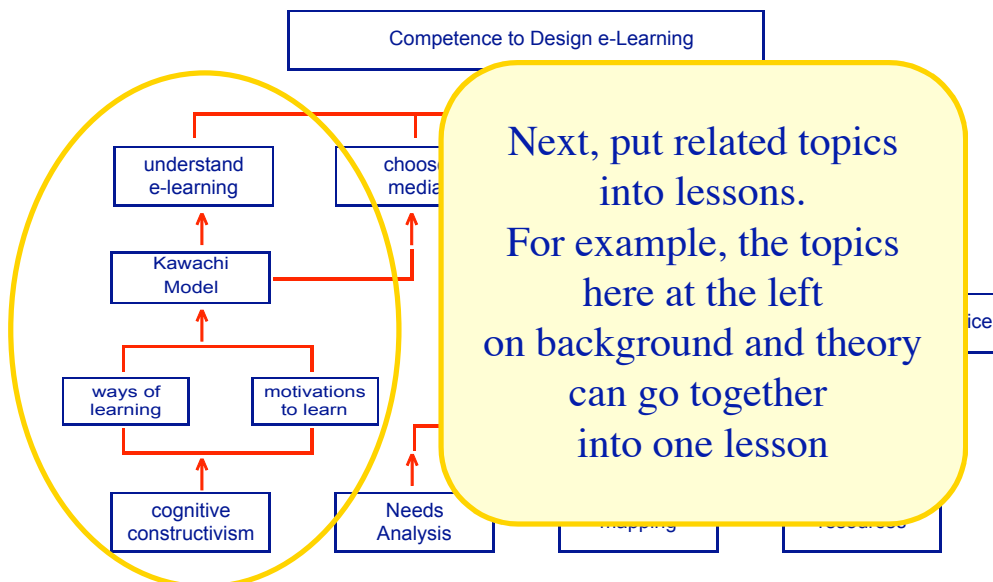
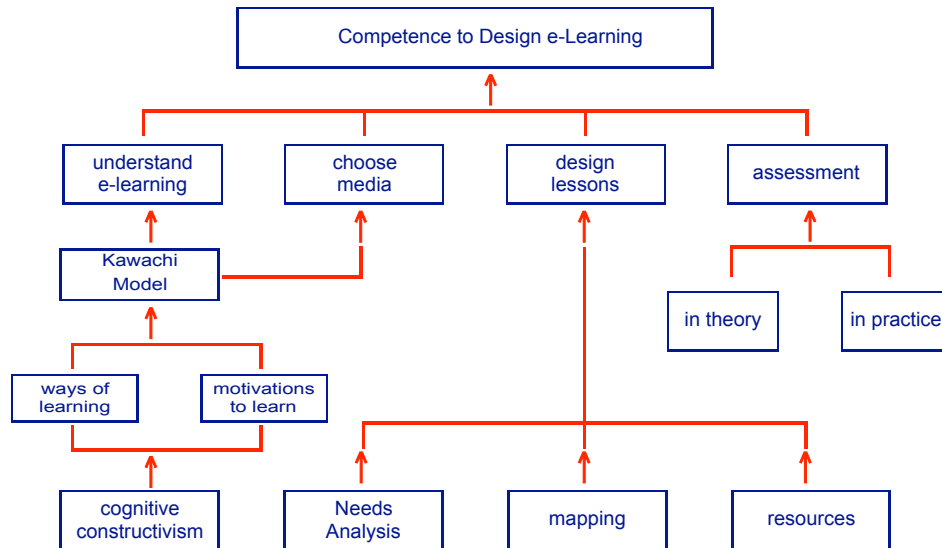
assessment

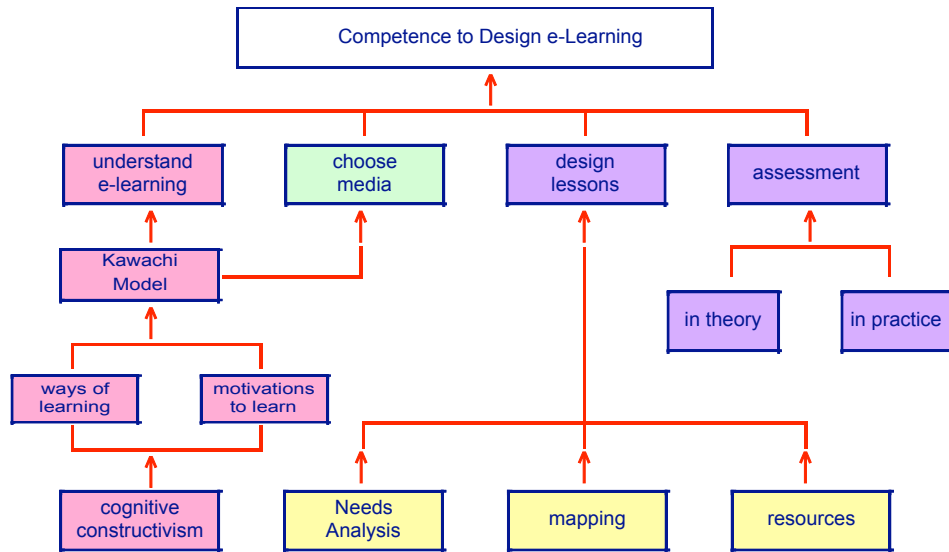
Then let's add some other key study points in the middle

Needs  
Analysis

mapping

resources





## e-Learning

Home  
Description  
Notes  
Slides  
**Resources**  
Discussion  
Feedback  
Follow-up

*use a personal  
conversational style  
for email with students ~*

Dear Yumi,  
Thank you for your interesting response.  
I think Alistair's paper may be helpful  
to you ... you can find it here  
<http://www.open-ed.net/e-library/papers.html>  
Happy reading !  
Best Wishes  
Paul